

Urgent: Medical Device Correction
**Grip Cable Failures on da Vinci X and Xi Reusable Instruments with
Jaws (ISIFA2024-09-C)**

1- Introduction
and Reason for
Field Action

Dear Intuitive Customer,

We are writing to inform you that Intuitive has become aware of an **increase in complaints** regarding frayed or broken cables on some da Vinci X and Xi reusable instruments. These instruments can be used with da Vinci X, da Vinci Xi, and da Vinci 5 systems. We refer to these frayed or broken cables as “failures”. There are two grip cables in the instruments which control the opening and closing of the jaws of the instrument (as shown in Figure A). The grip cable is the same across all da Vinci X and Xi reusable instruments with jaws.




Figure A: 10x magnification of an example of an intact grip cable of a da Vinci Xi instrument.




Figure B: 10x magnification of an example of an intact grip cable of a Bipolar da Vinci Xi instrument.

A grip cable can fail partially (i.e., frayed) or completely (i.e., broken). A broken grip cable can lead to loss of grip functionality, exposure to frayed cables, or the potential for tungsten cable particulate to fall into the patient. If a cable were to fail, it would be retained within the shaft of the instrument. As a result, fragments would not fall into the patient, though particulate may be generated. A partial failure might not affect grip functionality but may lead to exposure to frayed cables.

Figures C and D below show examples of broken and frayed grip cables.



Figure C: 20x magnification of a broken grip cable on a da Vinci Xi instrument.



Figure D: 20x magnification of a frayed grip cable on a da Vinci Xi instrument

Intuitive completed an investigation that reviewed grip cable failure complaints and while rates are elevated, did not identify any new or increased risks to health. Therefore, you may continue to use these instruments in accordance with the user manual.

<p>2 - Risk to Health</p>	<p>Complete or partial failure of a grip cable can lead to loss of grip functionality, exposure to frayed cables, and/or tungsten cable particulate.</p> <p><u>Loss of grip functionality:</u></p> <p>Complete failure of a grip cable would be immediately detected in most cases due to the loss of grip functionality. The loss of grip functionality could result in a minor procedure delay to replace an instrument, re-establish retraction of grasped tissue, or retrieve a dropped suture needle. It is possible that complete loss of grip functionality could result in tissue injury or bleeding if grasped tissue falls out of the grips and interacts with another instrument, or if unexpected grip positioning causes unintended interaction with tissue.</p> <p>For bipolar energy instruments, complete failure of grip cable may cause an inability to sufficiently close the jaws for bipolar energy delivery. If bleeding is occurring at this time, it may require alternate means of intervention to regain hemostasis.</p> <p><u>Exposure to frayed cables:</u></p> <p>If a frayed cable occurs, there can be unintended interaction between tissue and the cable. This interaction could result in tissue injury requiring intervention like physical pressure, cauterization, or suturing.</p> <p><u>Cable Particulates:</u></p> <p>Cable breakage or fraying will not result in fragmentation of the entire cable, (e.g., separation of significant portion of cable) as it is retained on both ends within the shaft of the instrument. It is possible that tungsten cable particulate could fall into the patient if cable failure occurs. Retrieval of fallen particulate by the user may incur a minor procedure delay. Tungsten has a safe biocompatibility profile and is MRI-compatible, so any retained cable material is unlikely to cause adverse biological reaction.</p>
<p>3- Affected Products</p>	<p>All da Vinci X and Xi reusable instruments with jaws are affected by this communication. These instruments can be used with da Vinci X, da Vinci Xi, and da Vinci 5 systems.</p> <p>The grip cable failure rate for the period of October 2022 through August 2024 across all da Vinci X and Xi reusable instruments with jaws is 0.82%. This rate is calculated by dividing number of complaints received for grip cable failure by total number of procedures performed using the affected reusable instruments with jaws.</p> <p>Refer to Appendix A for a list of affected Part Numbers. Appendix A also includes information on instrument part numbers that contributed to the increasing failure rate.</p>
<p>4- Actions to be taken by the Customer/User</p>	<p><u>Please take the following Actions:</u></p> <ol style="list-style-type: none"> 1. Customers can continue using the products in accordance with the user manual. 2. As a reminder, when using da Vinci X and Xi reusable instruments, follow the Inspection Before Use and Warnings listed in the manual provided with your system to inspect for any broken cables. Refer to Figures C and D for examples. In addition, please refer to Appendix B for additional images for detection of grip cable failures.

	<ol style="list-style-type: none"> 3. If you observe any failed (frayed or broken) grip cables prior to use, during procedure, or during reprocessing, please stop use of instrument, remove from use and inform DTG Medical Sdn. Bhd. via the standard complaint process. 4. Inform DTG Medical Sdn. Bhd. of any Adverse Events*/Serious Incidents** or quality problems concerning the use of the subject device via the standard complaint process.
<p>5- Actions to be taken by Intuitive</p>	<p>Intuitive takes customer complaints very seriously and completed a detailed investigation on grip cable failures. This investigation concluded that the da Vinci X and Xi reusable instruments remain safe to use.</p> <p>Intuitive is committed to patient safety and has already started implementing updated product. The cables used in the updated product have been built using an improved process with the intent to reduce cable failure rates.</p> <p>Any instruments returned to Intuitive for failed cable(s) and confirmed per the RMA process, will be provided credit for remaining uses.</p>
<p>6- Further Information & Support</p>	<p>If you need further information or support concerning this Customer Communication, please contact your Clinical Sales Representative or contact DTG Medical Customer Service at the numbers listed below:</p> <ul style="list-style-type: none"> • 1800 812 011 or mail: customers.my@devicetechnologies.asia

Please be informed that the Medical Device Authority (MDA) will be notified of this Customer Communication.

Sincerely,

DTG Medical Sdn. Bhd.

Definitions:

* Adverse Event is defined as “an event or incident that led to a death, serious injury, or serious deterioration in the state of health of a patient, user, or other person; if the event or incident was wholly or partially caused by the device or by shortcomings in the information supplied with the device.”

**Serious Incident (EUMDR 2017/745) is defined as “any incident that directly or indirectly led, might have led or might lead to any of the following:

- a. the death of a patient, user or other person
- b. the temporary or permanent serious deterioration of a patient’s, user’s, or other person’s state of health,
- c. a serious public health threat



ACKNOWLEDGEMENT FORM
Urgent: Medical Device Correction

**Grip Cable Failures on da Vinci X and Xi Reusable Instruments with
Jaws (ISIFA2024-09-C)**

Ship-to:
Hospital Name: <mail merge>
Address: <mail merge>
City, State, Zip: <mail merge>
SFID: <mail merge>
ATTENTION: <mail merge>

PLEASE COMPLETE ALL REQUESTED INFORMATION AND RETURN IMMEDIATELY

- 1. I have received and read this notice.
- 2. I have ensured all appropriate personnel are fully informed of the contents of this notice.
- 3. I will contact Intuitive if I have any questions.

Hospital name: _____

Position:

Name (print): _____

- Robotics Coordinator
- Operating Room Director
- Risk Manager
- Surgeon
- Other: _____

Signature and : _____
stamp

Phone Number: _____

Email: _____

Date: _____

PLEASE FAX OR EMAIL THIS ACKNOWLEDGEMENT FORM TO DTG Medical Sdn. Bhd.
ATTN: REGULATORY COMPLIANCE FIELD ACTIONS
Subject line for email: ISIFA2024-09-C
Scan and Email: <regulatory@dtgmedical.com.sg>

Customer Service:
- 1800 812 011 or mail customers.my@devicetechnologies.asia

Appendix A: Affected product and updated product information

Note: Product numbers in **bold** in Table A1 have shown increase in grip cable failure complaints.

Table A1: Affected Product Information

Affected Product	Product Name	UDI Number
470179	Monopolar Curved Scissors (Hot Shears)	00886874112298
470205	Fenestrated Bipolar Forceps	00886874112359
471205	Fenestrated Bipolar Forceps (EUP)	00886874119808
471093	Prograsp Forceps (EUP)	00886874119785
470049	Cadiere Forceps	00886874112250
471049	Cadiere Forceps (EUP)	00886874119778
470172	Maryland Bipolar Forceps	00886874112281
471172	Maryland Bipolar Forceps (EUP)	00886874119792
470405	Force Bipolar	00886874115930
471405	Force Bipolar (EUP)	00886874120767
470400	Long Bipolar Grasper	00886874113530
471400	Long Bipolar Grasper (EUP)	00886874121528
470006	Large Needle Driver	00886874112151
471309	Mega SutureCut Needle Driver (EUP)	00886874119815
470296	Large SutureCut Needle Driver	00886874112410
471296	Large SutureCut Needle Driver (EUP)	00886874121504
470093	Prograsp Forceps	00886874112267
470309	Mega SutureCut Needle Driver	00886874112434
471006	Large Needle Driver (EUP)	00886874119754
470194	Mega Needle Driver	00886874112342
470347	Tip-Up Fenestrated Grasper	00886874112496
470401	Small Clip Applier	00886874112670
470327	Medium-Large Clip Applier	00886874112465
470230	Large Clip Applier	00886874112380
470207	Tenaculum Forceps	00886874112366
470048	Long Tip Forceps	00886874112243
471048	Long Tip Forceps (EUP)	00886874121467
470036	DeBaKey Forceps	00886874112236
470181	Resano Forceps	00886874112304

Affected Product	Product Name	UDI Number
470171	Micro Bipolar Forceps	00886874112274
471171	Micro Bipolar Forceps (EUP)	00886874121474
470033	Black Diamond Micro Forceps	00886874112229
470318	Small Graptor (grasping retractor)	00886874112441
470344	Curved Bipolar Dissector	00886874112489
471344	Curved Bipolar Dissector (EUP)	00886874121511
470001	Potts Scissors	00886874112120
470007	Round Tip Scissors	00886874112168
470190	Cobra Grasper	00886874112335
471190	Cobra Grasper (EUP)	00886874121481
470246	Atrial Retractor Short Right	00886874112397
470249	Dual Blade Retractor	00886874112403



Intuitive is implementing updated product with an intent to reduce cable failure rates. Our ability to implement product updates across our entire portfolio is currently constrained due to manufacturing capacity and regulatory approvals. We have begun shipping updated product on *some* instruments (identified in Table A2) and are actively working on getting the updates implemented on the remainder of the products (identified in Table A3).

As noted above, availability of updated product may vary depending on region. Please contact your local Clinical Sales Representative or Customer Service to understand availability and timing for when updated product will become available for your region(s).

Table A2: Updated Product Information – Below table provides information on part numbers where updated product have been implemented. Refer to ‘Updated Product Version’ column for information on **the version of product** that has the update.

Note: All future versions will also include the updated product.

Affected Product	Updated Product Version	Product Name
470179	21*	Monopolar Curved Scissors (Hot Shears)
470205	19	Fenestrated Bipolar Forceps
471205	19	Fenestrated Bipolar Forceps (EUP)
471093	14	Prograsp Forceps (EUP)
470172	19	Maryland Bipolar Forceps
471172	19	Maryland Bipolar Forceps (EUP)
470400	12	Long Bipolar Grasper
471400	12	Long Bipolar Grasper (EUP)
470006	14	Large Needle Driver
471309	Version** 16: Starting from Lot# K11231218	Mega SutureCut Needle Driver (EUP)
470296	10	Large SutureCut Needle Driver
471296	Version 8**: Starting from K10231218	Large SutureCut Needle Driver (EUP)
470093	14	Prograsp Forceps
470309	18	Mega SutureCut Needle Driver
471006	13	Large Needle Driver (EUP)
470194	9	Mega Needle Driver
470401	12	Small Clip Applier
470327	15	Medium-Large Clip Applier
470230	15	Large Clip Applier
470207	13	Tenaculum Forceps
470036	7	DeBakey Forceps
470181	11	Resano Forceps

Affected Product	Updated Product Version	Product Name
470318	15	Small Graptor (grasping retractor)
470344	19	Curved Bipolar Dissector
471344	19	Curved Bipolar Dissector (EUP)
470001	12	Potts Scissors
470007	8	Round Tip Scissors

***470179-22, Monopolar Curved Scissors which is only available in China, does not contain the updated product. However, 470179-21 and 470179-23 & future versions will contain the updated product**

**** For PN471309 & PN471296 the updates to reduce grip cable failures were implemented on a prior version which can be identified via the lot number mentioned in Table A2. The last 6 numbers of the lot number imply the manufacturing date of the instruments. The date format is modeled based on “YYMMDD”. Refer to Figure E for an example. Any lots built beyond the date for the affected product identified in Table A2 contain the updated product.**

LOT S10170629

Figure E: An example of lot that was manufactured on 29th June 2017

Please see photos below of where the version number is located on the instrument box (Figure F) as well as the instrument casing (Figure G).




Figure F: Location of Part Number and Version on Instrument Box

Rear Face

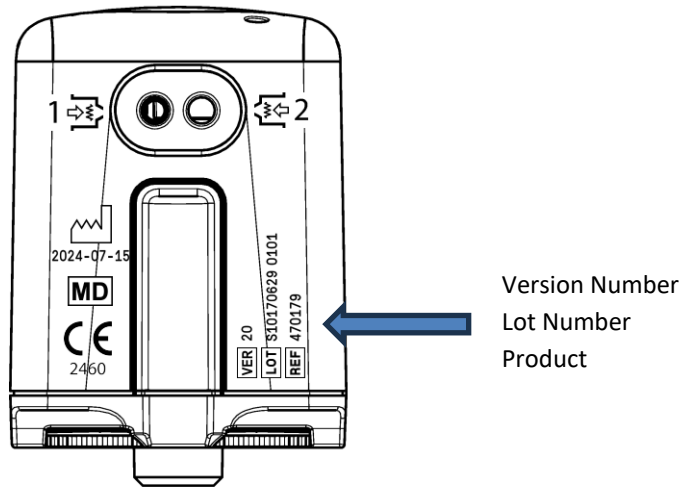


Figure G: Location of Part, Lot and Version Number on Instrument Casing

Table A3: Part Numbers Pending Implementation of Updated Product – Below table provides information on part numbers where Intuitive is still in process getting the updated product implemented. However, we have included ‘Updated Product Version’ column to help identify unaffected product versions when they become available.

Note: All future versions will also include the updated product.

Affected Product	Updated Product Version	Product Name
470049	11	Cadiere Forceps
471049	11	Cadiere Forceps (EUP)
470405	9	Force Bipolar
471405	9	Force Bipolar (EUP)
470347	17	Tip-Up Fenestrated Grasper
470048	11	Long Tip Forceps
471048	12	Long Tip Forceps (EUP)
470171	17	Micro Bipolar Forceps
471171	17	Micro Bipolar Forceps (EUP)
470033	12	Black Diamond Micro Forceps
470190	6	Cobra Grasper
471190	6	Cobra Grasper (EUP)
470246	11	Atrial Retractor Short Right
470249	12	Dual Blade Retractor

Appendix B: Additional Images for Detection of Grip Cable Failures

In addition to instructions provided in da Vinci Xi and da Vinci X Instruments and Accessories User Manual, the following section provides additional images and detailed steps on how to inspect for broken or frayed grip cable which may be detected visually prior to or during use.

The inspection is limited to the instrument wrist and does not require magnification as shown in the pictures within this letter. Articulation of the instrument wrist is not required but inspection of cables on both sides of the wrist is required.

1. Inspection Prior to Use

Prior to use, visually inspect all instruments for broken or frayed cable per Figures H & I below




Figure H: Broken Cable



Figure I: Frayed Cable

2. Detection during use

A. Broken Cable

- If an instrument with a broken grip cable is installed on the system, it could result in engagement failure which will prevent completion of installation and will be immediately detected by the surgeon.
- If a grip cable breaks intraoperatively on an installed instrument, the failure would be immediately detected by the surgeon as they would lose grip function (i.e. loss of grasp on any object within the instrument jaws).

B. Frayed Cable

- Frayed grip cables may be identified through endoscopic view. Existing frayed grip cable failure will not result in affected grip motion as the grip cable will remain connected.
- Frayed cables that are not visually identified would be unlikely to cause any unintended tissue interactions.