

July 1, 2022

New Field Safety Notice

Urgent Medical Device Correction – Unexpected Motion on da Vinci EndoWrist Clip Applier Instruments (420230, 420327, 420003, 470230, 470327, 470401) (ISIFA2022-05-C)

Dear Intuitive Customer,

This Field Safety Notice is to notify you of the potential for unexpected motion while using the da Vinci S/Si and X/Xi EndoWrist Clip Applier Instruments. This can happen when one of the da Vinci S/Si and X/Xi Clip Applier **grip discs** are disengaged from the sterile adapter disc during the engagement routine that occurs prior to insertion of the instrument into the cannula and into the patient. Reference **Figure 1 da Vinci X/Xi** and **Figure 2 da Vinci S/Si** which show the instrument grip discs latching/engaging features onto the sterile adapter.

1- Introduction and Reason for Field Action



Figure 1 da Vinci X/Xi Clip Applier. Sterile Adapter disc with pegs highlighted (Left). Instrument input discs with peg latching features and grip discs highlighted (Right).



Sterile Adapter disc
(latching holes highlighted)



Instrument input discs
(peg features and yaw/grip
discs highlighted)

Figure 2 da Vinci S/Si Clip Applier. Sterile Adapter disc with latching holes highlighted (Left). Instrument input discs with peg features and yaw/grip discs highlighted (Right).

Intuitive has received several complaints on the issue, which indicated an unexpected motion during an attempt to close the grips of the instrument and place a clip.

2 - Risk to Health

There have been no unexpected motion related Adverse Events*/Serious Incidents** related to the da Vinci X/Xi EndoWrist Clip Applier Instruments between April 1, 2020 and March 31, 2022.

There has been 1 adverse event*/Serious Incident** related to the da Vinci S/Si EndoWrist Clip Applier Instruments between April 1, 2020 and March 31, 2022.

Unexpected motion while using clip applier instruments during the grip closure could lead to tissue injury resulting in bleeding. Associated bleeding during the procedure could cause harm requiring minor intervention to control bleeding, including the need for a blood transfusion and potentially converting to open surgery.

Additional potential harms due to unexpected motion when attempting to place a clip around a vessel/tissue include the clip becoming dislodged from the instrument and falling into the patient. The surgeon may detect the fallen clip and try to retrieve it. In the unlikely situation where the surgeon is unable to detect the clip and/or elects not to retrieve it, the clip will remain in the patient. Teleflex Hem-o-lok, HemoClip, and Horizon clips are implantable devices and intended to be left inside the patient, so they do not pose any biocompatibility risk. In addition, Teleflex clip edges are not sharp and pose no risk of puncture or laceration to anatomic structures.

<p>3- Affected Products</p>	<table border="1"> <thead> <tr> <th>Part Number</th> <th>Product Name</th> <th>Affected Lot Number</th> <th>Unique Device Identifier</th> </tr> </thead> <tbody> <tr> <td>420230</td> <td>da Vinci S/Si Large Clip Applier</td> <td rowspan="7">All Lots</td> <td>00886874111680</td> </tr> <tr> <td>420327</td> <td>da Vinci S/Si Medium-Large Clip Applier</td> <td>00886874111826</td> </tr> <tr> <td>420003</td> <td>da Vinci S/Si Small Clip Applier</td> <td>00886874111161</td> </tr> <tr> <td>470230</td> <td>da Vinci X/Xi Large Clip Applier</td> <td>00886874112380</td> </tr> <tr> <td>470327</td> <td>da Vinci X/Xi Medium-Large Clip Applier</td> <td>00886874112465</td> </tr> <tr> <td>470401</td> <td>da Vinci X/Xi Small Clip Applier</td> <td>00886874112670</td> </tr> </tbody> </table>	Part Number	Product Name	Affected Lot Number	Unique Device Identifier	420230	da Vinci S/Si Large Clip Applier	All Lots	00886874111680	420327	da Vinci S/Si Medium-Large Clip Applier	00886874111826	420003	da Vinci S/Si Small Clip Applier	00886874111161	470230	da Vinci X/Xi Large Clip Applier	00886874112380	470327	da Vinci X/Xi Medium-Large Clip Applier	00886874112465	470401	da Vinci X/Xi Small Clip Applier	00886874112670
Part Number	Product Name	Affected Lot Number	Unique Device Identifier																					
420230	da Vinci S/Si Large Clip Applier	All Lots	00886874111680																					
420327	da Vinci S/Si Medium-Large Clip Applier		00886874111826																					
420003	da Vinci S/Si Small Clip Applier		00886874111161																					
470230	da Vinci X/Xi Large Clip Applier		00886874112380																					
470327	da Vinci X/Xi Medium-Large Clip Applier		00886874112465																					
470401	da Vinci X/Xi Small Clip Applier		00886874112670																					
<p>4- Actions to be taken by the Customer/User</p>	<p>To mitigate the potential of unexpected motion as a result of a disengaged grip disc on the Clip Applier instrument, please conduct the self-test procedure as per appendix A to detect this issue before applying the clip to tissue.</p> <p>Place this customer communication with your da Vinci S/Si and X/Xi User Manual. In addition,</p> <ol style="list-style-type: none"> 1. Read and understand the contents of the letter. 2. Notify all surgeons and personnel using the da Vinci S/Si and X/Xi Surgical System that they should review and understand contents of this letter and reacquaint themselves by <ol style="list-style-type: none"> a. Reading the guidance provided in the da Vinci S/Si and X/Xi Instruments and Accessories User Manual b. Contacting their da Vinci Sales Representatives for clarification of queries. 3. Complete the attached Acknowledgement Form immediately and return it via email to DTG Medical Sdn. Bhd. as instructed on the form. 4. Please retain a copy of this letter and the acknowledgement form for your files. 5. Please inform DTG Medical Sdn. Bhd. of any Adverse Events*/Serious Incidents** or quality problems concerning the use of the subject devices via the standard complaint process. 6. Additionally, if Adverse Events*/Serious Incidents** or quality problems are experienced, please follow your standard reporting process to your health authority, if applicable. 7. Users may continue using EndoWrist Clip Applier instruments by following instructions provided at the beginning of Section 4 of this letter and instructions, warnings and cautions provided in the General Overview, EndoWrist Instruments and Clip Applier chapters of da Vinci S/Si and X/Xi Instruments and Accessories User Manual. 																							
<p>5- Actions to be taken by Intuitive</p>	<p>For affected da Vinci X/Xi customers, Intuitive is in process of releasing a da Vinci system product software update that will include an additional check of engagement of clip applier instrument grip discs and the da Vinci X/Xi Arm Drape sterile adaptor discs. Intuitive Field Service will contact the affected customer to provide the software upgrade when it becomes available.</p> <p>Credit will be issued when the reported unexpected motion is confirmed.</p>																							
<p>6- Further Information & Support</p>	<p>If you need further information or support concerning this Field Safety Notice, please contact your Clinical Sales Representative or contact DTG Medical RAQA team at email address: regulatory@devicetechnologies.asia</p>																							



Please be informed that the Medical Device Authority will be notified of this Field Safety Corrective Action.

Sincerely,

DTG Medical Sdn. Bhd.

Definitions:

* Adverse Event is defined as "an event or incident that led to a death, serious injury, or serious deterioration in the state of health of a patient, user, or other person; if the event or incident was wholly or partially caused by the device or by shortcomings in the information supplied with the device."

**Serious Incident (EUMDR 2017/745) is defined as "any incident that directly or indirectly led, might have led or might lead to any of the following:

- a. the death of a patient, user or other person
- b. the temporary or permanent serious deterioration of a patient's, user's, or other person's state of health,
- c. a serious public health threat"

Appendix A

The Clip Applier Manual Self-Test will allow users to discover if there is an engagement issue with the grip discs prior to use. This test is performed by moving the Clip Applier grips through the full range of yaw motion (side-to-side in the plane of the instrument grips) and observing the movement of both the instrument grips prior to placing a clip around a vessel/tissue. This test should be performed in an open space to prevent any collisions.


Pass Criteria

- During the yaw movement, if the grips remain open with no observation of grips closing then the instrument passes the self-test and users may proceed with using the clip applier instrument in a procedure.


Fail Criteria

- During yaw movement, if the grips begin to close as opposed to the grips remaining open then there is potential that one of the grip discs is not engaged. Instrument should be removed, reinstalled, and inspected for engagement.


If the self-test fails, remove Clip Applier instrument, re-install and repeat self-test. If it fails again, use a different Clip Applier instrument and return the instrument using the standard Intuitive RMA process. Please call customer service to return the affected product using the appropriate local number listed in section 6 of the letter. Credit will be issued when the reported unexpected motion is confirmed.



Large Clip Applier



Medium Large Clip Applier



Small Clip Applier



MALAYSIA OFFICE
 Unit 27-8, Menara One Mont Kiara, Jalan
 Kiara, Mont Kiara,
 Kuala Lumpur 50480 Malaysia
 P +60 3 5888 9580
 E customerservice@dtgmedical.com.my

ACKNOWLEDGMENT FORM

New Field Safety Notice

Urgent Medical Device Correction – Unexpected Motion on da Vinci

**EndoWrist Clip Applier Instruments (420230, 420327, 420003, 470230,
 470327, 470401) (ISIFA2022-05-C)**

Ship-to:

Hospital Name:

Address:

City, State, Zip:

SFID:

ATTENTION:

PLEASE COMPLETE ALL REQUESTED INFORMATION AND RETURN IMMEDIATELY

1. I have received and read this notice.
2. I have ensured all appropriate personnel are fully informed of the contents of this notice.
3. I will contact DTG Medical Sdn. Bhd. if I have any questions.

Hospital name: _____

Position:

Name (print): _____

Robotics Coordinator

Signature: _____

Operating Room Director

Risk Manager

Phone Number: _____

Surgeon

Other: _____

Email: _____

Date: _____

PLEASE FAX OR EMAIL THIS ACKNOWLEDGEMENT FORM TO Intuitive
ATTN: REGULATORY COMPLIANCE FIELD ACTIONS
 Subject line for email: ISIFA2022-05-C Unexpected Motion on da Vinci EndoWrist Clip Applier Instruments
 Email: <regulatory@dtgmedical.com.sg>